

## ROOM INFORMATION AND PLAN - 6TH FLOOR

### CAPACITIES

Theatre	150
Boardroom	50
Classroom	70
Set	
Lunch/Dinner (seated)	200
Dinner Dance (seated)	180
BBQ/Buffer (standing)	500
Reception (standing)	500

### CLUBHOUSE DIMENSIONS

Length	22.6m
Width (max)	9.5m
Width (min)	7.3m
Height (max)	3.25m
Height (min)	2.75m

### SILVER BAR DIMENSIONS

Length	8.9m
Width	12.1m

### MOO ROOM DIMENSIONS

Length	6.0m
Width	4.4m

### ACCESS

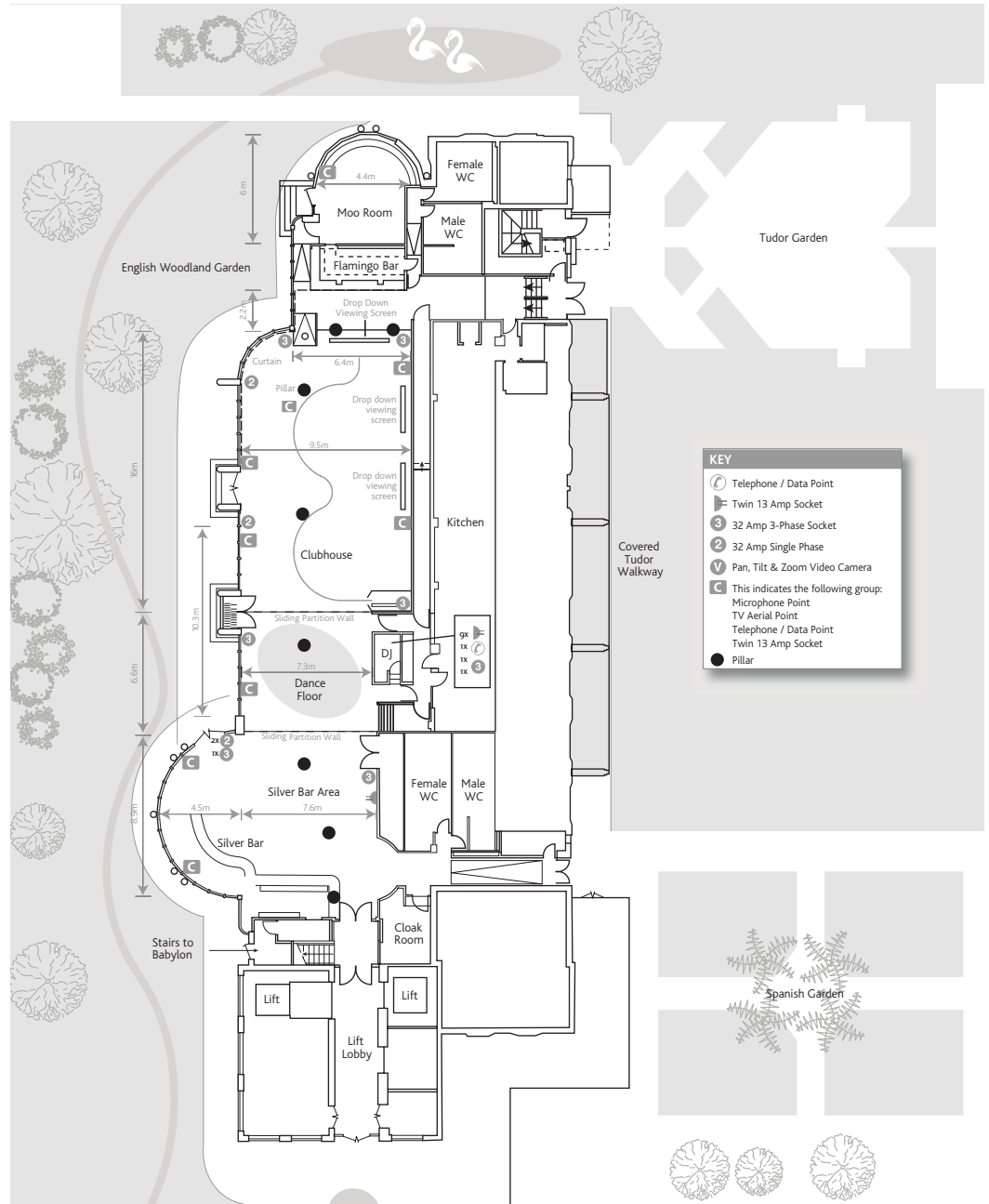
Entrance Width	1.5m
Entrance Height	1.97m
Lift Width	1.1m
Lift Height	2.0m
Lift Payload	1800kg

### LIGHTING











Dichroic low voltage	Yes
Controls in room	Yes
Dimmers	Yes
Blackout (partial)	Yes
Natural Daylight	Yes

### EXTRAS

Air Conditioning	
/Heating (all areas)	Yes



Tudor Garden

KEY	
	Telephone / Data Point
	Twin 13 Amp Socket
	32 Amp 3-Phase Socket
	32 Amp Single Phase
	Pan, Tilt & Zoom Video Camera
	This indicates the following group: Microphone Point
	TV Aerial Point
	Telephone / Data Point
	Twin 13 Amp Socket
	Pillar

Covered  
Tudor  
Walkway

Spanish Garden